

## U3™ Launchpad Ver1.4 Reference Guide

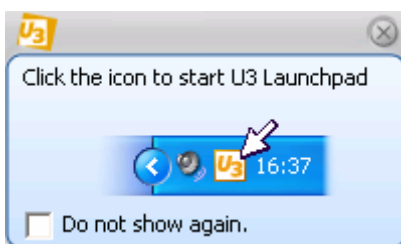
### Usage

Insert the Product into your computer's USB port.

A splash window will appear at the screen indicating that the drivers for the removable disk are being installed on the computer.

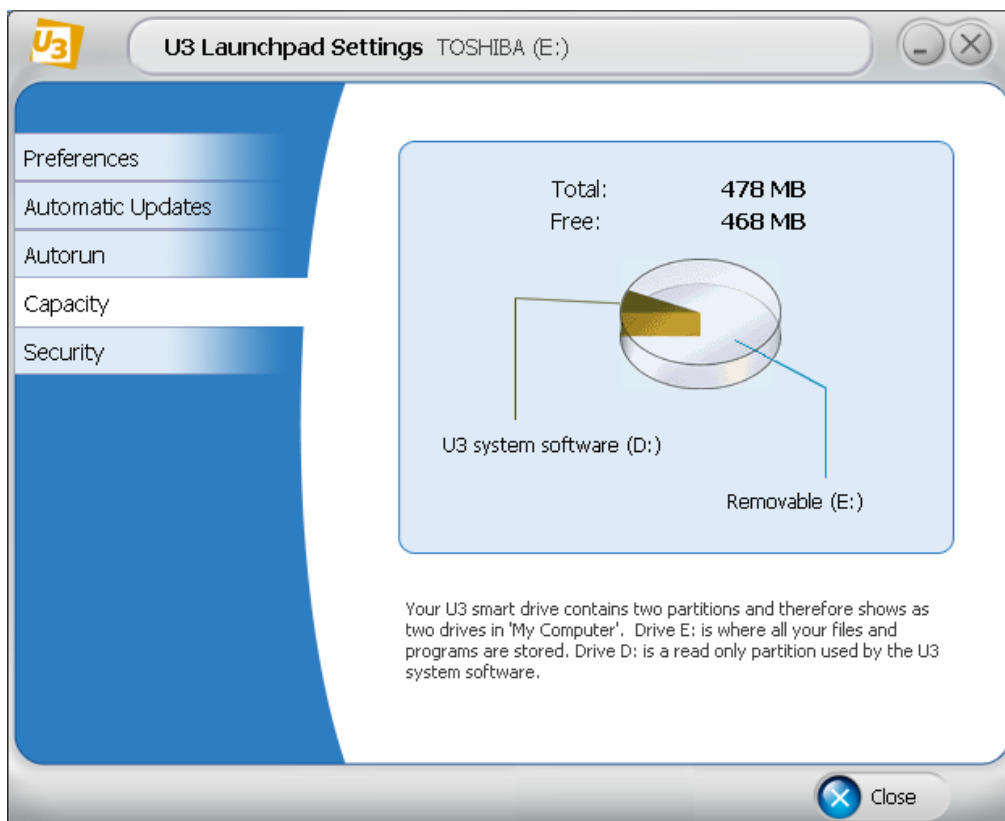


Once Launchpad is enabled, the following popup window will appear, and the U3™ Launchpad icon will appear in the system tray.

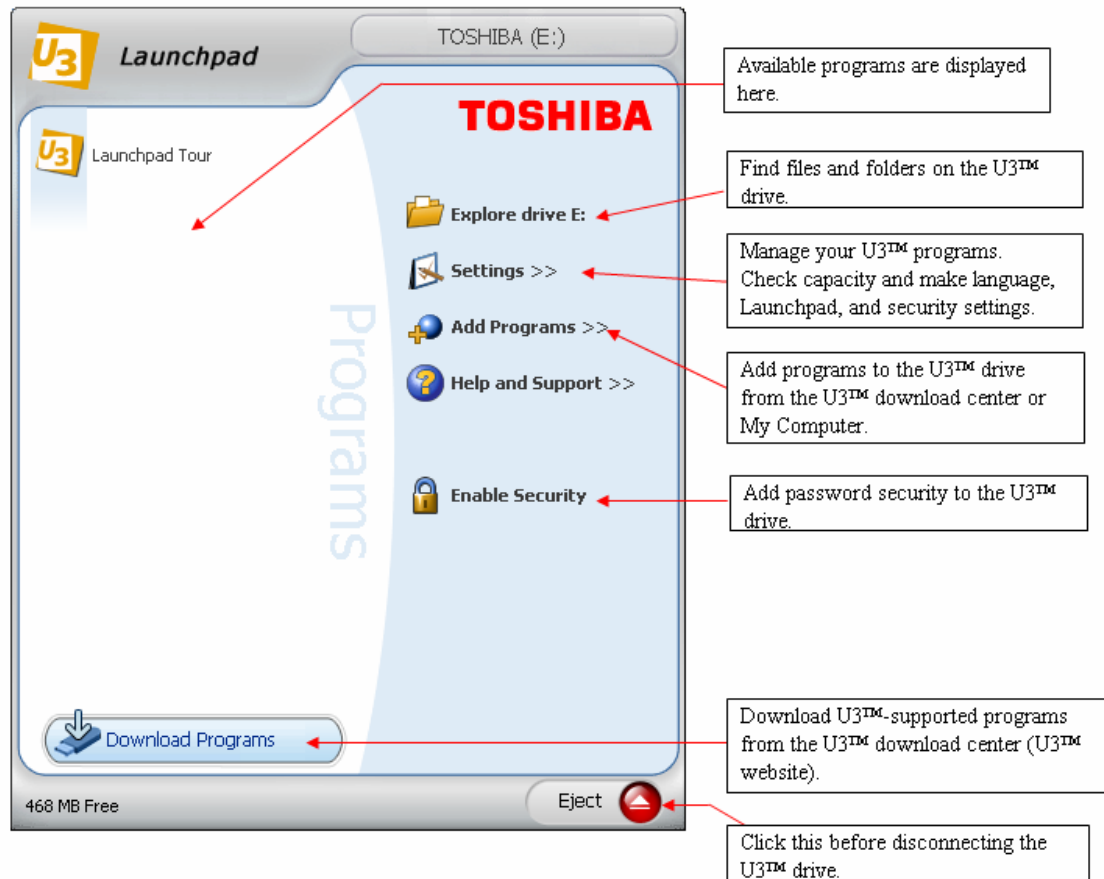


As shown in the following screenshot, the U3™ device is split into two partitions—a removable disk partition and a special read-only area for the U3™ Launchpad.

You can use the following dialog box to check the available disk space on the Product. (Bring up the dialog box below by navigating as follows: Launchpad → Setting → U3 Launchpad Settings → Capacity.)



## < U3™ Launchpad >



## < Downloading U3™-supported applications >

Click on "Add Programs" or "Download Programs" in the Launchpad to access the U3™ download center (<http://www.U3™.com>). Select the application you want to use, then download and install it. Some applications are free while others must be paid for.

### < Enabling security >

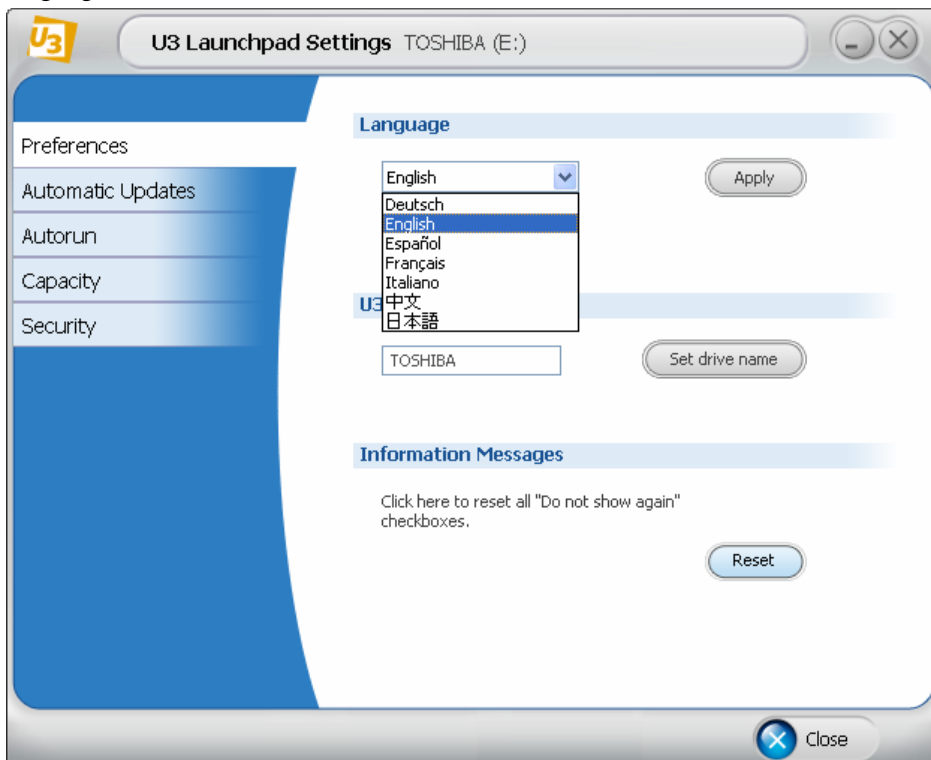
Click "Enable Security" in the Launchpad to display the following window and enable password security.



U3™ devices that have security enabled cannot be used on the Macintosh operating system.

### < Changing the user interface language >

Click " Preference " by "Launchpad → Setting → U3 Launchpad Settings " to change the language of the user interface.



**< Removing the device >**

Click the "Eject" button in the U3™ Launchpad before removing the device. Confirm that the U3™ icon has disappeared from the system tray before disconnecting the Product from the USB port.

Make sure to completely finish all work (reading and writing of data, opening files, etc.) on the Product before clicking the "Eject" button. Never disconnect the Product from the USB port while the device's LED is flashing.

\* Refer to "Help and Support" in the Launchpad for more details on the U3™ Launchpad.

\* U3™ is a registered trademark of U3™ LLC.

Direct inquiries to:

Manufacturer: Semiconductor Company, Toshiba Corporation

URL: <http://www.toshiba.co.jp/p-media/english>

©2007 TOSHIBA CORPORATION, All Rights Reserved.

Copy or reproduction without permission is prohibited.